



Scotchlite™ Diamond Grade Conspicuity Sheeting Series 980

Truck/Trailer Marking Kit Application Instructions

APPLICATION INSTRUCTIONS

Tools Required

Clean rags or paper towels, isopropyl alcohol, squeegee (included), razor knife.

Surface Preparation

1. Surface of trailer must be clean and dry before application. Wash surface with detergent and water to remove dirt and road film, then thoroughly wipe surface with isopropyl or denatured alcohol. Apply material to dry surface.
2. Apply material to rust-free surfaces only.
3. Application temperature must be at least 40°F.
4. Remove liner and apply reflective material per illustrations and location information.
5. **IMPORTANT!** Use squeegee to firmly adhere all edges to surface.
6. If material is applied over rivets, be sure to cut material around rivets with either a 3M RCT-1 rivet cutting tool or razor blade knife. Be sure material is squeegeed around the base on the rivets.

Material Location

(Diagrams & typical spacing on reverse side)

Side of Trailer:

- Apply continuous roll or precut pieces of red and white reflective material, 15 inches to 60 inches above the road surface or as close as practical. Material can be applied to flat surfaces or above rail to avoid rivets.
- The application can be discontinuous (broken) but must cover at least 50% of the side and be evenly distributed.

Rear of Trailer:

- Use 2 inch wide roll of alternating red and white across the full width of the door on a flat surface, 4 feet above the road surface or as close as practical.
- Use two 2 inch x 12 inch white strips for each upper rear corner, bracketing the corners.
- Use 1½ inch wide roll (or continue with 2 inch roll if using 980-K1 kit) of alternating red and white across the full width of the horizontal underride bar.

Overall:

- White reflective material must be at least 3 inches from all required lights; red material must be 3 inches from required amber lights.

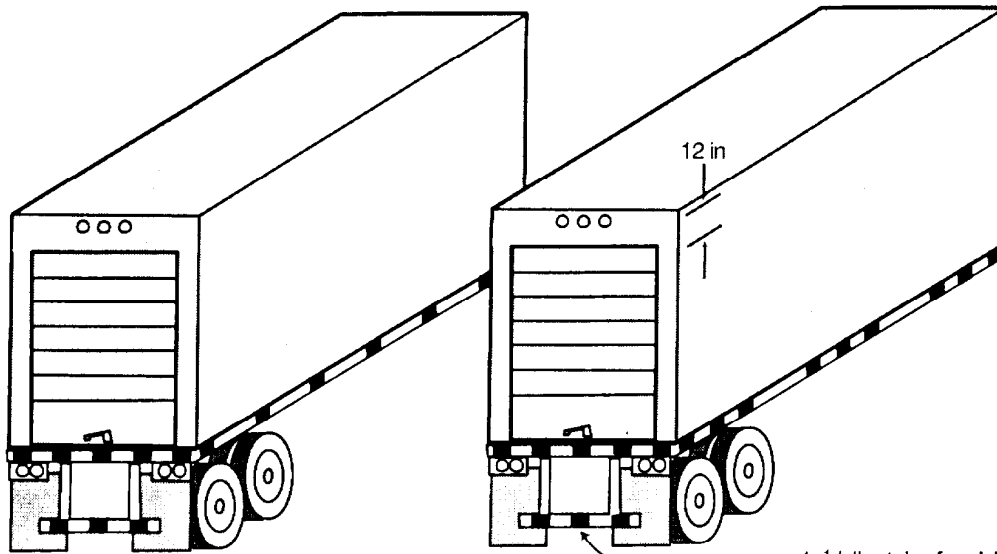
Order rolls of precut 18" red/white strips from:

Sunflower Sign Company
612 South Main Street
Blue Rapids, KS 66411

*\$96.00 / 150' roll
4/16/97 price
will do (3) trailers*

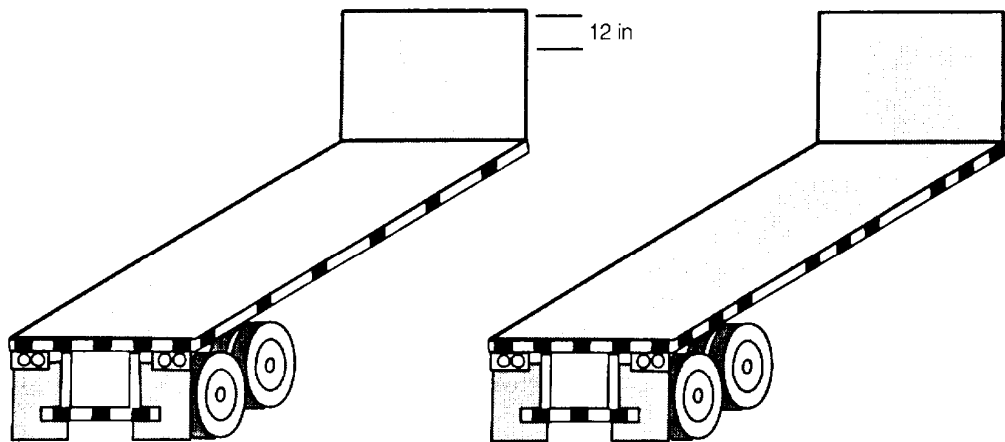
(800) 967-8533 or (913) 363-7775

WHERE TO APPLY REFLECTIVE MARKINGS ON YOUR TRUCK/TRAILER

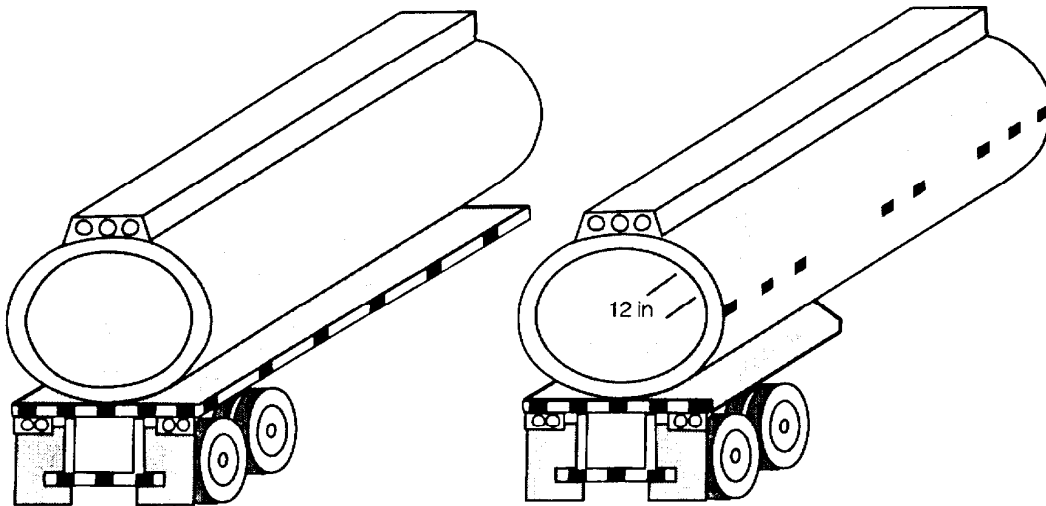


Typical Spacing

1 1/2" strip for kits K2, K3, K4
2" strip for kit K1



Typical Spacing



Typical Spacing